




# Watermakers Just Water PRO 230 V - 0,75 kW



<b>Input voltage:</b>	230 Volt - 0,75 kW			
<b>Motors:</b>	MEC80			
<b>High Pressure Pump</b>	UDOR PNC (Brass)   UDOR PSC (AISI 316L)			
<b>Feed Flow</b>	6 l/min			
<b>Working pressure:</b>	Max. 60 Bar			
<b>Weight:</b>	ca.35 Kg			
<b>Seawater inlet pressure:</b>	0,5 – 4,0 Bar			
<b>Flushing pressure:</b>	1,0 – 4,0 Bar			
<b>Standard pre-filtration:</b>	Double: 10"DOE – 20+5 Micron			
<b>Permeate TDS:</b>	< 400 ppm			
<b>Salt rejection:</b>	99,7%			
<b>Seawater temperature range:</b>	+5 °C – +38 °C			
<b>Chlorine tolerance:</b>	< 0,1 ppm			
<b>Continuous operation:</b>	Max 40°C ambient temperature			
<b>RO Membranes:</b>	1 x S.W. Element 2540	2 x S.W. Element 2521	3 x S.W. Element 2521	2 x S.W. Element 2540
<b>Fresh Water Production*:</b>	60 l/h (1x2540 Membrane)	60 l/h (2x2521Membrane)	80 l/h (3x2521Membrane)	100 l/h (2x2540Membrane)

## Dimensions

	Length	Depth	Height
Motor + Pump (230V)	450 mm	220 mm	245 mm
Feed Pump	208 mm	120 mm	106 mm
Membranes Vessel 1x2540 - 60 l/h	1150 mm	100 mm	100 mm
Membranes Vessel 2x2521 - 60 l/h	67 mm	10 mm	170 mm
Membranes Vessel 3x2521 - 80 l/h	670 mm	170 mm	170 mm
Membranes Vessel 2x2540 - 100 l/h	1150 mm	100 mm	170 mm
Panel with touch screen display	240 mm	110 mm	150 mm
Switch Box	190 mm	70 cm	140 mm
Prefilter and Carbon Filter	130 mm	140 mm	360 mm
High Pressure Hose	1/4" SAE 100 R7		
Hose diameter from seawater intake to HP pump	20 mm - 3/4"		
Hose diameter for drain over board	20 mm - 3/4"		
Hose diameter for permeate to tank	13 mm - 1/2"		
Hose diameter for freshwater flush	13 mm - 1/2"		

\* Optional 400V three phases

\*\* Permeate flow given at 25° Celsius and 32000 PPM salinity at 60 bar working-pressure. A variation +/- 10% of the production is to be considered as normal.

